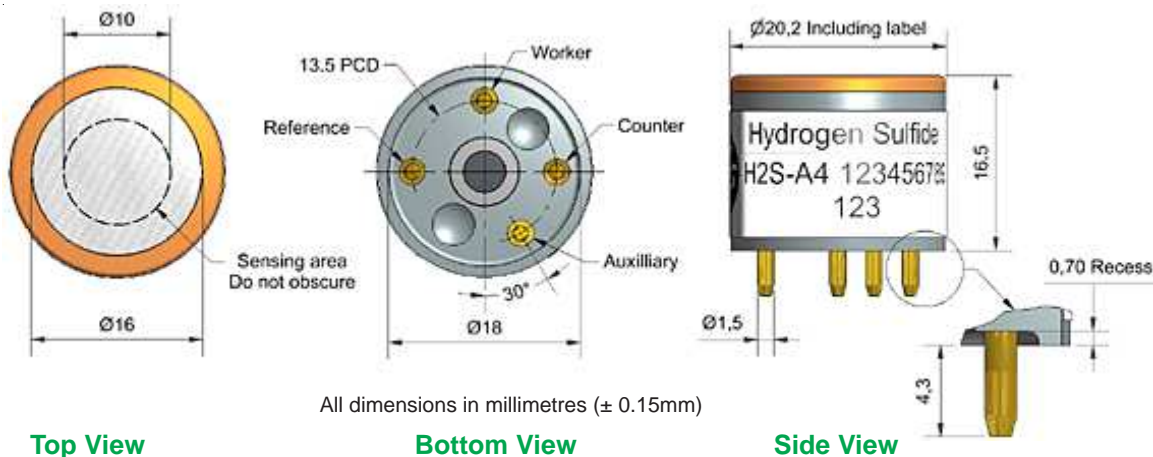




## H2S-A4 Hydrogen Sulfide Sensor 4-Electrode



Figure 1 H2S-A4 Schematic Diagram



All dimensions in millimetres ( $\pm 0.15$ mm)

Top View

Bottom View

Side View

PERFORMANCE	Parameter	Specification	Range
	Sensitivity	nA/ppm at 2ppm H <sub>2</sub> S	1400 to 1850
	Response time	t <sub>90</sub> (s) from zero to 2ppm H <sub>2</sub> S	< 45
	Zero current	nA in zero air at 20°C	-250 to 100
	Noise*	$\pm 2$ standard deviations (ppb equivalent)	5
	Range	ppm H <sub>2</sub> S limit of performance warranty	50
	Linearity	ppb error at full scale, linear at zero and 10ppm H <sub>2</sub> S	< $\pm 0.5$
	Overgas limit	maximum ppm for stable response to gas pulse	100

\* Tested with Alphasense AFE low noise circuit

LIFETIME	Parameter	Specification	Range
	Zero drift	ppb equivalent change/year in lab air	< $\pm 100$
	Sensitivity drift	% change/year in lab air, monthly test	< 20
	Operating life	months until 50% original signal (24 month warranted)	24

ENVIRONMENTAL	Parameter	Specification	Range
	Sensitivity @ -20°C	(% output @ -20°C/output @ 20°C) @ 2ppm H <sub>2</sub> S	80 to 92
	Sensitivity @ 50°C	(% output @ 50°C/output @ 20°C) @ 2ppm H <sub>2</sub> S	100 to 110
	Zero @ -20°C	nA change from 20°C	30 to 50
	Zero @ 50°C	nA change from 20°C	90 to 110

CROSS SENSITIVITY	Gas	Sensitivity	% measured gas @	Concentration	Response
	NO <sub>2</sub>	sensitivity	% measured gas @	5ppm	NO <sub>2</sub> < -20
	Cl <sub>2</sub>	sensitivity	% measured gas @	5ppm	Cl <sub>2</sub> < -8
	NO	sensitivity	% measured gas @	5ppm	NO < 3
	SO <sub>2</sub>	sensitivity	% measured gas @	5ppm	SO <sub>2</sub> < 15
	CO	sensitivity	% measured gas @	5ppm	CO < 1
	H <sub>2</sub>	sensitivity	% measured gas @	100ppm	H <sub>2</sub> < 0.5
	C <sub>2</sub> H <sub>4</sub>	sensitivity	% measured gas @	100ppm	C <sub>2</sub> H <sub>4</sub> < 0.5
	NH <sub>3</sub>	sensitivity	% measured gas @	5ppm	NH <sub>3</sub> < 0.1
CO <sub>2</sub>	sensitivity	% measured gas @	5%	CO <sub>2</sub> < 0.1	

KEY SPECIFICATIONS	Parameter	Specification	Range
	Temperature range	°C	-30 to 50
	Pressure range	kPa	80 to 120
	Humidity range	% rh	15 to 90
	Storage period	months @ 3 to 20°C (stored in sealed pot)	6
	Load resistor	$\Omega$ (AFE circuit is recommended)	33 to 100
	Weight	g	< 6



At the end of the product's life, do not dispose of any electronic sensor, component or instrument in the domestic waste, but contact the instrument manufacturer, Alphasense or its distributor for disposal instructions.

**NOTE:** all sensors are tested at ambient environmental conditions, with 47 ohm load resistor, unless otherwise stated. As applications of use are outside our control, the information provided is given without legal responsibility. Customers should test under their own conditions, to ensure that the sensors are suitable for their own requirements.

Technical Specification

**ApolloSense Ltd**



## H2S-A4 Performance Data

Technical Specification

**Figure 2 Sensitivity Temperature Dependence**

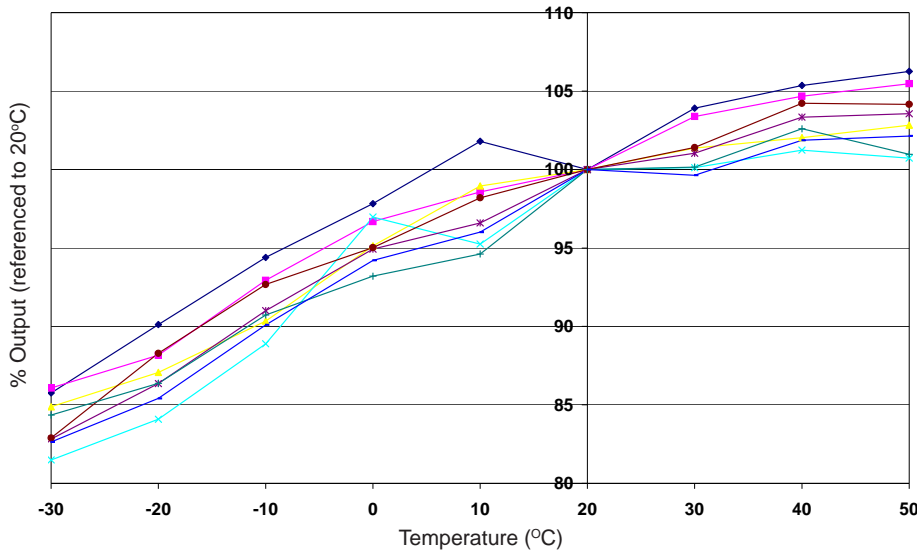


Figure 2 shows the temperature dependence of sensitivity at 2ppm H<sub>2</sub>S.

This data is taken from a typical batch of sensors.

**Figure 3 Zero Temperature Dependence (uncorrected)**

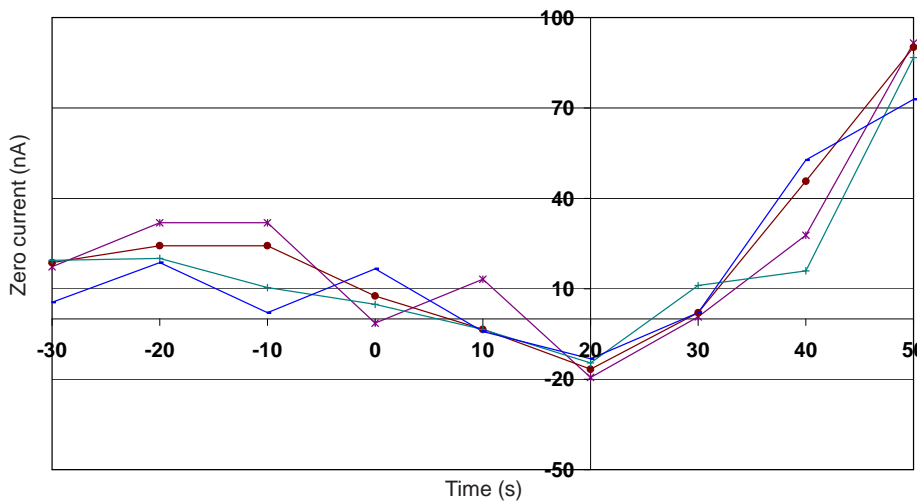


Figure 3 shows the variation in zero output of the working electrode caused by changes in temperature, expressed as nA.

This data is taken from a typical batch of sensors.

Contact Alphasense for further information on zero current correction.

**Figure 4 0 to 200ppb Linearity**

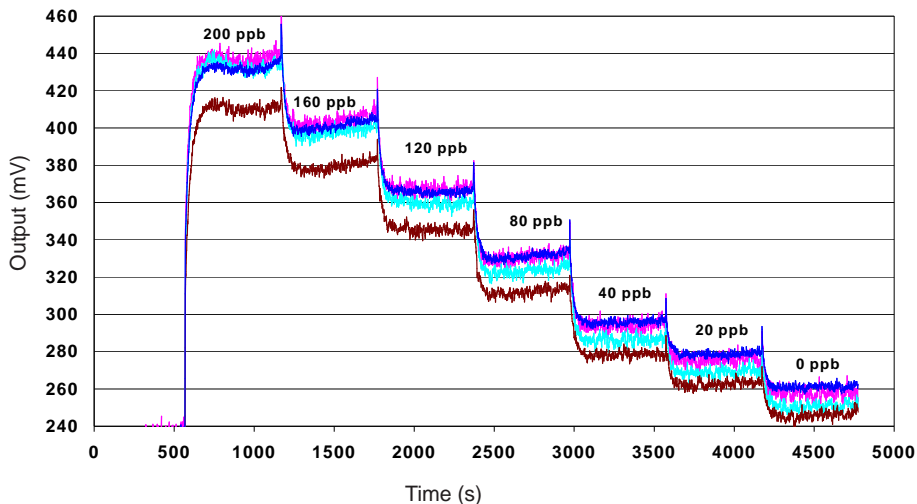


Figure 4 shows response to 200ppb H<sub>2</sub>S.

Use of Alphasense AFE circuit reduces noise to 5ppb, with the opportunity of digital smoothing to reduce noise even further

**Apollosense Ltd**