

HW2100LF

Relative Humidity Module

Specifications

1. Small size product
2. Product free from Lead, Cr(6+), Cd and Hg
3. Humidity calibrated within +/-3% @ 55%RH
4. Typical 1 to 3.6 Volt DC output for 0 to 100%RH at 5V dc supply
5. Ratiometric to voltage supply from 4.75V dc to 5V dc

Features

- Full interchangeability
- High reliability and long term stability
- Waterproof design (IP67)
- Very low temperature dependence
- Suitable for 3 to 10V dc supply voltage



Applications

- Industrial
- Process control
- Inverter
- Intelligent building
- Incubator

Performance Specs

MAXIMUM RATINGS

Ratings	Symbol	Value	Unit
Storage Temperature	<u>Tstg</u>	-40 to 70	°C
Storage Humidity	RHstg	0 to 100	% RH
Supply Voltage (Peak)	Vs	10	<u>Vdc</u>
Humidity Operating Range	RH	0 to 100	% RH
Temperature Operating Range	Ta	-40 to 60	°C

深圳市新世联科技有限公司

Electrical Characteristics

(Ta=23°C, Vs=5Vdc +/-5%, RL>1MΩ unless otherwise stated)

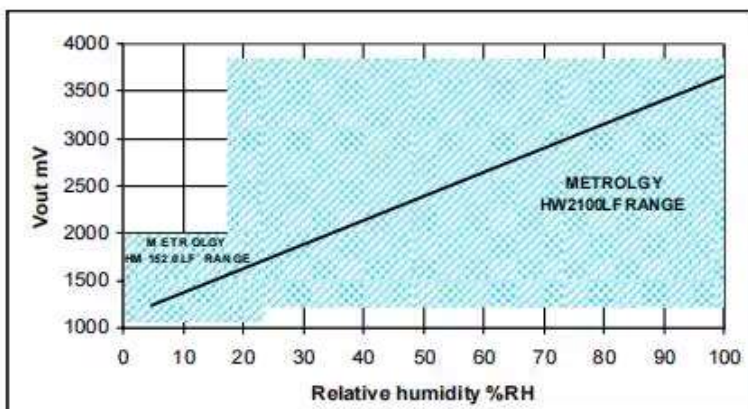
Humidity Characteristics	Symbol	Min	Typ	Max	Unit
Humidity Measuring Range	RH	0		100	%RH
Relative Humidity Accuracy (10 to 95% RH)	RH		+/-3	+/-5	%RH
Supply Voltage (regulated at 5Vdc*)	Vs		5		Vdc
Nominal Output @55%RH (at 5Vdc)	Vout	2.42	2.48	2.54	V
Current consumption	Ic		1.4	2	mA
Temperature Coefficient (10 to 50°C)	Tcc		-0.05	-0.1	%RH/°C
Average Sensitivity from 33% to 75%RH	$\frac{\Delta V_{out}}{\Delta RH}$		+26		mV/%RH
Sink Current Capability (RL=33kΩ)	Is			150	μA
Humidity Hysteresis				+/-2	%RH
Time Constant (at 63% of signal, static) 33% to 75%RH	τ			15	s
Warm up time (electronic)	tw		150		ms
Humidity resolution			0.4		%RH
Output Impedance	Z				Ω

Typical Performance Curves

HUMIDITY SENSOR Measurement conditions

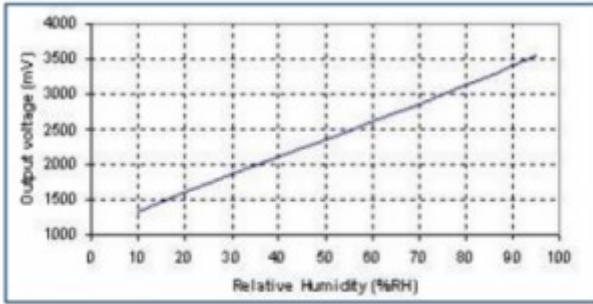
HW2100LF is specified for accurate measurements within 10 to 95%RH.

Excursion out of this range (<10% or >95%RH, including condensation) does not affect the reliability of HW2100LF characteristics.



深圳市新世联科技有限公司

Modeled Signal Output



RH (%)	Vout (mV)	RH (%)	Vout (mV)
10	1325	55	2480
15	1465	60	2605
20	1600	65	2730
25	1735	70	2860
30	1860	75	2990
35	1990	80	3125
40	2110	85	3260
45	2235	90	3405
50	2360	95	3555

Version 1.0 / 2024

LINEAR EQUATIONS:

$$\begin{aligned} V_{out} &= 25.68RH + 1079 \\ RH &= 0.03892 V_{out} - 42.017 \end{aligned}$$

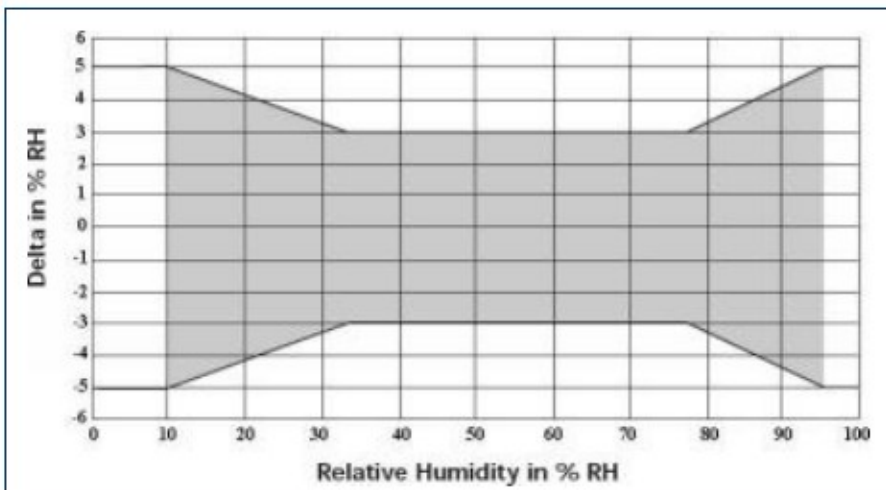
(With V_{out} in mV and RH in %)

POLYNOMIAL EQUATIONS:

$$\begin{aligned} V_{out} &= 9E^{-4}RH^3 - 1.3E^{-1}RH^2 + 30.815RH + 1030 \\ RH &= -1,91E^{-9}V_{out}^3 + 1,33E^{-5}V_{out}^2 + 9,56E^{-3}V_{out} - 2,16E^{+1} \end{aligned}$$

(With V_{out} in mV and RH in %)

Error Budget at 23°C



TEMPERATURE COMPENSATION:

$$RH_{compensad} = RH_{actualatT} + (T - 23) \times 0.05$$

(With T : Temperature in °C and RH: Relative Humidity in %)

深圳市新世联科技有限公司

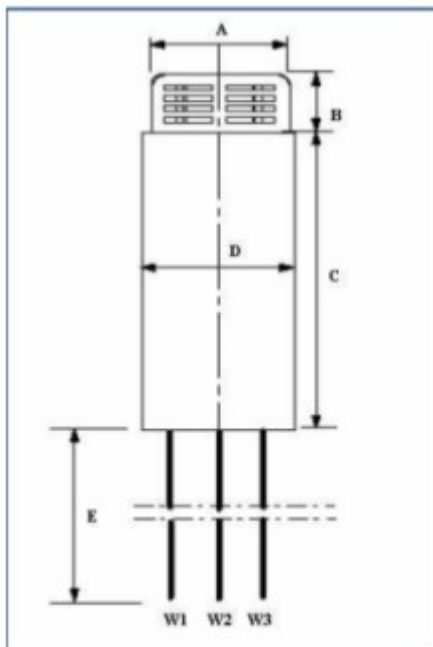
Qualification Process

Considering many requirements of the JEDEC standard, the HW2100LF sensor has undergone a complete qualification process, including:

1. Solder heat and solder ability, including lead-free processes
2. Lead free wave soldering and reflow soldering process (260 ° C)+45 ° C deionized water cleaning
3. Mechanical impact JESD-22-B104-A
4. Vibration Frequency Conversion (20 to 2000Hz) JESD-22-B103-A
5. ESD electrostatic discharge air gun +-15kV (IEC 1000)
6. Salt environment JESD22-A107-A
7. Temperature cycle -40 ° C/+125 ° C
8. High temperature/humidity working life -93% RH/60°C, continuous for 1000 hours
9. Low humidity storage life - relative humidity<10%/23°C, lasting for 1000 hours
10. Resistant to immersion in water at ambient temperature and 80°C
11. Storage at 140°C for 168 hours
12. Resistant to many chemicals related to household appliances/cars or consumer applications

SPECIFIC PRECAUTIONS

- HW2100LF is protected against reversed polarity.
- If you wish to use HW2100LF in a chemical atmosphere not listed above, please consult us.



Dim	Min (mm)	Max (mm)
A	9.75	10.25
B	4.00	4.50
C	53	55
D	10.9	11.4
E*	200	250

* Specific length available on request

Wire	Color	Function
W1	White	Ground
W2	Blue	Supply Voltage
W3	Yellow	Humidity Output Voltage

深圳市新世联科技有限公司